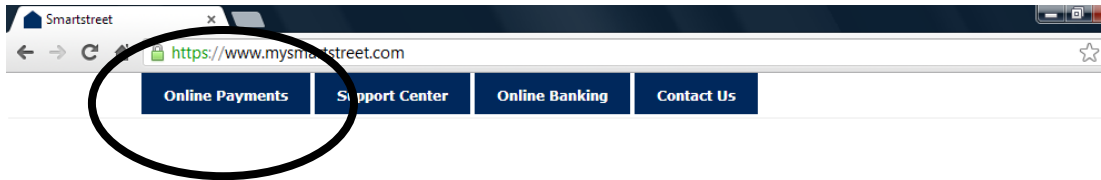



In order to sign up for automatic payment, go to this website: <https://www.mysmartstreet.com/>

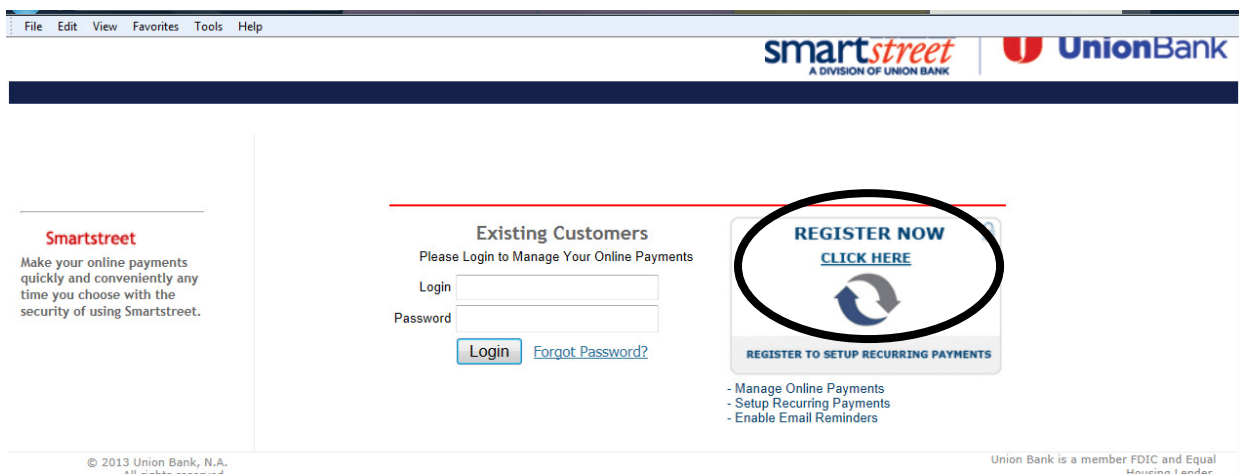
And click on Online Payments



Select recurring payments:



On the new page, select register now to setup your account.



On the next page, write in "southgate square" and select "Southgate Square Cluster (Reston, VA) as the association text box. Then populate the rest of the entries with your personal information and hit Submit.

**Smartstreet**  
Communication is key and a vital part of Smartstreet's online community. Contact us for more information or to discuss your banking needs.

**Smartstreet's Self Registration**  
Please enter your name and address information in the form below.

**IMPORTANT: Your LOGIN will NOW be your EMAIL address.**

Your password should meet the requirements listed below:

- . At least 1 or more Upper Case Letters [A-Z] ✓
- . At least 1 or more Lower Case Letters [a-z] ✓
- . At least 1 or more Numbers [0-9] ✓
- . Must be at least 8 characters/numbers in length ✓

Password Strength:  
\* - Indicates required fields.

**Personal Information**

Association\*

To find your association type in the full or partial name and press Find.  
Note: If you cannot find your association, please contact your management company.

Login ID\*

The system will take you to a log in page where you'll need to login. Once you log in, the page will ask you to set up 3 security questions. Once you set them up, it will log you out and you'll need to log in again.

Once you log in, the following page appears where you can set up a reoccurring credit card or echeck payment.

**Smartstreet**  
Make your online payments quickly and conveniently any time you choose with the security of using Smartstreet.

**Smartstreet's Recurring Payments Setup**

Manage your recurring payments in the grid below or use the appropriate buttons at the bottom of the page.

- Click the link in the Edit column on the appropriate line to make changes to a recurring payment.
- Click the link in the Next Payment column on the appropriate line to make changes to the payment schedule.
- Click the appropriate Del link next to the record or check the checkboxes next to each payment and click the Delete Selected button at the bottom of this page to delete payment schedules.

Date	Amount	Association Name	Homeowner Account	Edit	Next Payment	Type
You have no repeating payments.						

**Contact Information:**  
**Customer Service**  
 Phone: (770)242-8582 (888)705-0600  
 Fax: (770)242-8253  
 Email: [Customer Service](mailto:Customer Service)  
 Mail: 3320 Holcomb Bridge Rd, NW Norcross, GA 30092

© 2013 Union Bank, N.A. All rights reserved. Smartstreet is a division and registered mark of Union Bank, N.A.

Credit Card Payment | ECheck Payment | Recurring Payment | Contact Us

Union Bank is a member FDIC and Equal Housing Lender. Smartstreet is an active member of the Community Association Institute.